

vtech[®]
Baby

Instruction Manual

Colourful Cuddles Unicorn



VTech understands that a child's needs and abilities change as they grow and with that in mind we develop our toys to teach and entertain at just the right level...

vtech Baby

Toys that will stimulate their interest in different textures, sounds and colours

I am...

...responding to colours, sounds and textures

...understanding cause and effect

...learning to touch, reach, grasp, sit-up, crawl and toddle

Birth-36 months



Pre-School

Interactive toys to develop their imagination and encourage language development

I want...

...to get ready for school by starting to learn the alphabet and counting

...my learning to be as fun, easy and exciting as can be

...to show my creativity with drawing and music so my whole brain develops

3-6 years



Electronic Learning Computers

Cool, aspirational and inspiring computers for curriculum related learning

I need...

...challenging activities that can keep pace with my growing mind

...intelligent technology that adapts to my level of learning

...National Curriculum based content to support what I'm learning at school

4-10 years




To learn more about this and other VTech® products, visit www.vtech.co.uk

INTRODUCTION

Meet the **Colourful Cuddles Unicorn** by **VTech**®! This cute soft fabric unicorn is full of style and is sure to be baby's new best friend! Unicorn's textured fabrics and light up tummy will visually stimulate your little one. Textured hooves, soft body and silver horn provides tactile stimulation.

Light Up
Tummy Button



On/Off/Volume
Control Switch

INCLUDED IN THIS PACKAGE

- One VTech® Colourful Cuddles Unicorn
- One Quick Start Guide

WARNING

All packing materials, such as tape, plastic sheets, packaging locks, removable tags, cable ties, cords and packaging screws are not part of this toy, and should be discarded for your child's safety.

NOTE

Please save this Instruction Manual as it contains important information.

NOTE: Please remove the electronic module before washing.




WARNING: Keep this soft toy out of the sleeping environment for babies under twelve months to avoid suffocation risk.

GETTING STARTED

BATTERY REMOVAL AND INSTALLATION

1. Make sure the unit is turned Off.
2. Find the battery cover located on the bottom of the electronic module inside the whale, use a screwdriver to loosen the screw, and then open the battery cover.
3. Remove old batteries by pulling up on one end of each battery.
4. Install 2 new AAA (AM-4/LR03) batteries following the diagram inside the battery box. (For best performance, alkaline batteries or fully charged Ni-MH rechargeable batteries are recommended).



5. Replace the battery cover and tighten the screw to secure.

WARNING:

Adult assembly required for battery installation.

Keep batteries out of reach of children.

IMPORTANT: BATTERY INFORMATION

- Insert batteries with the correct polarity (+ and -).
- Do not mix old and new batteries.
- Do not mix alkaline, standard (carbon-zinc) or rechargeable batteries.
- Only batteries of the same or equivalent type as recommended are to be used.
- Do not short-circuit the supply terminals.
- Remove batteries during long periods of non-use.
- Remove exhausted batteries from the toy.
- Dispose of batteries safely. Do not dispose of batteries in fire.

RECHARGEABLE BATTERIES

- Remove rechargeable batteries (if removable) from toy before charging.
- Rechargeable batteries are only to be charged under adult supervision.
- Do not charge non-rechargeable batteries.

Disposal of batteries and product



The crossed-out wheellie bin symbols on products and batteries, or on their respective packaging, indicates they must not be disposed of in domestic waste as they contain substances that can be damaging to the environment and human health.



The chemical symbols Hg, Cd or Pb, where marked, indicate that the battery contains more than the specified value of mercury (Hg), cadmium (Cd) or lead (Pb) set out in Battery Directive (2006/66/EC).



The solid bar indicates that the product was placed on the market after 13th August, 2005.

Please dispose of your product and batteries responsibly.

In the UK, give this toy a second life by disposing of it at a small electricals collection point* so all of its materials can be recycled.

Learn more at:




www.vtech.co.uk/recycle

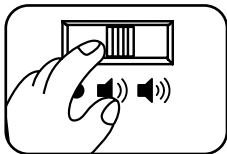
www.vtech.com.au/sustainability

* Visit www.recyclenow.com to see a list of collection points near you.

PRODUCT FEATURES

1. ON/OFF/VOLUME CONTROL SWITCH

To turn the unit **ON**, slide the **On/Off/Volume Control Switch** to the **Low Volume** () or **High Volume** () position. You will hear a song, a phrase and a short tune. To turn the unit **OFF**, slide the **On/Off/Volume Control Switch** to the **OFF** () position.



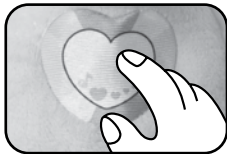
2. AUTOMATIC SHUT OFF

To preserve battery life, the **VTech® Colourful Cuddles Unicorn** will automatically power down after approximately 45 seconds without input. The unit can be turned on again by pressing the light up button.

NOTE: If the unit repeatedly powers down, we suggest changing the batteries.

ACTIVITIES

1. Press the **Light Up Tummy Button** to hear songs, phrases, sounds and melodies. The lights will flash with the sounds with different colours.



MELODY LIST

- 1 White Coral Bells
- 2 Bicycle Built for Two
- 3 Teddy Bears' Picnic
- 4 Sailing, Sailing
- 5 Rock-a-bye Baby
- 6 Polly Put the Kettle On
- 7 Oranges and Lemons
- 8 Beautiful Dreamer
- 9 Ring Around the Rosy
- 10 Pat-a-Cake
- 11 Goosey, Goosey Gander
- 12 A-Tisket, A-Tasket
- 13 Riddle Song
- 14 Good Morning Merry Sunshine
- 15 Listen to the Mockingbird

SING-ALONG SONG LIST

SONG 1

I love rainbows, they are so beautiful.
Red, orange, yellow, green, blue and purple.

SONG 2

I'm a sweet little unicorn,
With a magical horn on top of my head.
Colourful mane and a twinkly tummy,
I spread my magic wherever I go.

SONG 3

We are best friends,
And I love you.
I like to cuddle up right next to you.

CARE & MAINTENANCE

1. Keep the unit clean by wiping it with a slightly damp cloth.
2. Keep the unit out of direct sunlight and away from any direct heat source.
3. Remove the batteries when the unit will not be in use for an extended period of time.
4. Do not drop the unit on hard surfaces and do not expose the unit to moisture or water.
5. The unicorn is hand washable. Please remove the electronic module before washing.

TROUBLESHOOTING

If for some reason the program/activity stops working or malfunctions, please follow these steps:

1. Please turn the unit **OFF**.
2. Interrupt the power supply by removing the batteries.
3. Let the unit stand for a few minutes, then replace the batteries.
4. Turn the unit **ON**. The unit should now be ready to play with again.
5. If the product still does not work, install a brand new set of batteries.

If the problem persists, please contact our Consumer Services Department and a service representative will be happy to help you.

CONSUMER SERVICES

Creating and developing **VTech®** products is accompanied by a responsibility that we at **VTech®** take very seriously. We make every effort to ensure the accuracy of the information, which forms the value of our products. However, errors sometimes can occur. It is important for you to know that we stand behind our products and encourage you to call our Consumer Services Department with any problems and/or suggestions that you might have. A service representative will be happy to help you.

UK Customers:

Phone: 0330 678 0149 (from UK) or +44 330 678 0149 (outside UK)
Website: www.vtech.co.uk/support

Australian Customers:

Phone: 1800 862 155
Website: support.vtech.com.au

NZ Customers:

Phone: 0800 400 785
Website: support.vtech.com.au

PRODUCT WARRANTY/ CONSUMER GUARANTEES

UK Customers:

Read our complete warranty policy online at vtech.co.uk/warranty.

Australian Customers:

VTECH ELECTRONICS (AUSTRALIA) PTY LIMITED –
CONSUMER GUARANTEES

Under the Australian Consumer Law, a number of consumer guarantees apply to goods and services supplied by VTech Electronics (Australia) Pty Limited. Please refer to vtech.com.au/consumerguarantees for further information.

**Visit our website for more
information about our products,
downloads, resources and more.**

www.vtech.co.uk
www.vtech.com.au

